



ANNUAL REPORT 2013

Board:

Paora Howe (Chair)

Meka Whitiri (Deputy Chair) (Resigned)

Caren Fox

Danielle Rouse

Tim Marshall

Paul Dahl

Ralph Ruka

Lara Collins (Chief Executive)





Waka Ama New Zealand – Ngā Kaihoe o Aotearoa Board – Chair Report

E ngā mana, e ngā reo, tēnā ra koutou katoa

For this (my second) Board report I would like us all to reflect on the different roles we play as members of a large sporting whānau – and to think of the meaning of the word whānau, and why we prefer to use that word rather than the more common word ‘family’.

I’ve just come back from seeing some of my own whānau, including my son Logan, his wife Sally and my moko Tahiwai, who all now live on the Gold Coast, in Coolangatta, Australia. Visiting relatives helps us see what our Australian cousins are like as a nation, lapped as they are by a combination of great beaches and huge river water ways. No wonder they have good surfers! That got me to thinking about their approach to the development of the sport of waka ama – what huge advantages Ozzies should have with their wonderful wide beaches and warm water and weather. The Gold Coast will be a wonderful place to visit for the next Commonwealth Games. But these visits also remind us of what we have to be thankful for here.

I think there is one particular aspect of the sport which is our ‘trump’ card. The waka ama community in New Zealand/Aotearoa is really like a very large whānau (or maybe that’s a collection of large whānau). This aspect doesn’t necessarily make the sport unique among New Zealand sports, because many of our sports codes (if they have any sense) aim to foster those feelings of passion and loyalty and sense of collective care (and overall New Zealanders do pretty well at fostering those positive values in our sports teams).

However, waka ama in New Zealand/Aotearoa is unique. And what makes it unique? Well, you might also ask what makes a whānau unique? Here are some elements worthy of considered reflection: first, we have a growing numbers of paddlers, but our community is still small enough numbers-wise to enable us to personally know who key club members are across the nation. Second, waka ama provides opportunities for paddlers and administrators to engage with lots of other paddlers and administrators from different walks of life, from all age groups and from different cultures. Third, members of our clubs often span a number of generations – we are very comfortable with the idea of different age groups being an important part of the operational process. In addition, both genders are expected to play leadership roles in our sport, and there is a place for the able and the less able, the competitive individual and the social animal in the whānau. However, as in many New Zealand whānau now, although you see a mix of cultures, Māori culture and tikanga plays a vital role in bringing those different mixes and roles together. It is the concept of whānau and the values that sit behind the notion of whānau that help glue the diverse elements together. Most important of all, a stable whānau works solidly and positively together for the common good.

That is the quality I have seen develop in 2013. The (no longer) ‘new’ Board/Operations framework is in place, with clear policies and procedures in place and the strategies for the next three years clearly established. We are operating like a stable whānau should. In 2013 we took our opportunities to formally farewell whānau members we have lost, like Nana P. We are continuing to develop a sense of surety about the right and appropriate direction we should be taking for the sport as a whole. We are learning the art of co-constructing solutions to issues in our attempts to meet our

different needs – local, regional, national and international. So, whether you are a member of a small club struggling for numbers or in a large one trying to ensure the infrastructure can handle a big event; whether you are already a world beater or there for the love of paddling; whether you have been on a sub-committee whose main purpose is to buy the club a new waka, or decided instead that you might take up coaching a team of midgets, there is a role for everyone to play in this whānau.

It's important for us to remember to pat ourselves on the back every now and then, and to quietly thank our mates who continue to make the sport available to others and who look for ways to ensure good experiences on the water. No reira, nga mihi ki a koutou katoa, ki ngā kaimahi o tēnei whanau waka ama.

These are also my specific thanks to all the Board whānau - to Dani, Tim, Paul, Caren and Ralph for your hard work this year. To our outgoing Deputy Chair Meka Whaitiri and to Caren Fox as our outgoing elected Board member. You have all contributed well to our whānau. Ngā mihi nunui. Thank you for your collective wisdom and passion.

Our thanks also to our wonderful CE Lara Collins and her growing team – Conan Herbert, Debbie and Amiria. You are leading our whānau well. You are creative, hard working and positive role models for us all.

And a special welcome to the two new Board members – the newly appointed member Trevor Shailer to replace Meka and to our recently elected member Cherie Collison. We know that your skills and knowledge will further strengthen the work of the Board from 2014.

In this, the 25th year of national competition, we have a life span already of one generation. Having completed the development of the historical time line and the history of waka ama competition results timeline on the web site, we now know who we are, where we come from and what we have accomplished. The concept of a virtual Hall of Fame to honour the past and the present in a meaningful way will add to that growing history. We can also start to really focus on our aspirations for the future. We are a whānau with purpose.

Nga mihi ki a tātou katoa,



Paora Howe

Chair

Waka Ama NZ/Ngā Kaihoe o Aotearoa Board



Chief Executive Report 2013

2012/2013 has been a fabulous year for Waka Ama as we continue to achieve strategic goals and work towards achieving our strategic plan.

Our new governance structure is now 2 years into its life and this AGM marks the end of the first term for 2 of our board members.

Many thanks to Paora Howe for his outstanding contribution as Board Chair, and to the Board Members: Meka Whitiri - Deputy Chair (resigned), Caren Fox, Danielle Rouse, Paul Dahl, Tim Marshall and Ralph Ruka, who have taken on their role so professionally and thoroughly.

Congratulations to Meka Whitiri on her election to Parliament, filling the seat of Pareikura Horomia, a long-time supporter and friend of Waka Ama who sadly passed away last year.

Unfortunately last year in August we also lost our Nana P. She was an awesome supporter of Waka Ama and Rangatahi and we will all miss her a lot at future Nationals, Secondary School Nationals other events. She was someone that you could rely on to be there like clockwork, and was always very supportive of everything we were trying to achieve.

The 12 months to the end of June 2013 saw our sports membership increase by 29%, which makes us one of the fastest growing sports in the country. This increase does not happen by chance and much effort has been made by clubs and regions throughout the country to increase their membership and assist to capture the true numbers of our sport. We still have some work to do in the area but we have come a long way and have certainly raised the awareness of our sport.

Our Waka Ama New Zealand office continues to grow and this year Conan Herbert joined our team as the National Development Manager. This is an exciting position and signals another milestone in our sport's history. We now have a dedicated focus on development, and Conan, with his skill and knowledge of the sport of Waka Ama, has proven in only 6 months that he is an outstanding addition to the team and we are fortunate to have him.

A big thanks to Debbie Sellar and Amiria Mita, who never cease to raise the bar in sports administration. Debbie's administrative skills and dedication are outstanding, and Amiria, who has become our project specialist, has completed our History Timeline and the historical record of results - along with many other projects throughout the year.

One of our strategic goals this year was to raise water safety awareness amongst our membership and our 'Tips and Tricks' Videos were well received, so much so that they will now feature on Maori Television during this coming year.

We have also created a new programme "Waka Ama Flip & Float". Our Flip & Float team, lead by Conan Herbert and including Amiria Mita & Turanga Barclay-Kerr, has travelled around the North Island and completed five Flip and Float sessions so far, with more planned for the coming months in the South Island, Napier & Whangarei.

Thank you also to our Sponsors New Zealand Post, who continue to support us as our major sponsor. Our relationship with New Zealand Post has gone from strength to strength. They have re-signed for another 2 years to take us to 2015, stating that Waka Ama has been one of their most successful


sponsorship relationship to date. We appreciate New Zealand Post and value the contribution they have made to our sport since 2011.

Our partnership with Outward Bound will also see us being able to select at least another two members this coming year to attend Outward Bound courses.

Over the last 12 months we have also given away another 36 prizes in our monthly prize draws to our members. We plan to continue this initiative in the future with the possibility of some even larger prizes on the horizon.

In August this year the IVF World Sprint Championships will be held in Rio. We are anticipating around 120 paddlers from Aotearoa will attend the event. We look forward to following the journey of our teams and clubs as they build up to the event.

And as we look forward to all the opportunities ahead this year, we are reminded that this year, 2014, is the 25th year of our Sprint National Championships. The first nationals saw 17 clubs compete for national titles and this week we have 2600 paddlers from 54 clubs competing. The sport has grown from strength to strength over that time and it is to the credit of all the hard work by the mountain of volunteers, administrators and officials who have dedicated so much to our sport over those 25 years. I can't wait to enjoy all that the next 25 years brings!

A handwritten signature in black ink, appearing to read 'Lara Collins', with a stylized, flowing script.

Lara Collins
Chief Executive
Nga Kaihoe o Aotearoa
Waka Ama New Zealand
13 October 2012

**NGA KAIHOE O AOTEAROA
(WAKA AMA NEW ZEALAND) INCORPORATED
Audited Financial Statements
For The Year Ended 30 June 2013**

**NGA KAIHOE O AOTEAROA
(WAKA AMA NEW ZEALAND) INCORPORATED**
Audited Financial Statements
For The Year Ended 30 June 2013

<u>Contents</u>	<i>Page</i>
Directory	2
Auditor's Report	3
Statement of Financial Position	5
Statement of Comprehensive Income	6
Statement of Changes in Equity	7
Notes to the Financial Statements	8

NGA KAIHOE O AOTEAROA (WAKA AMA NEW ZEALAND) INCORPORATED
Directory
For the year ended 30 June 2013

IRD Number

50-694-305

Charities Commission Number

CC44378

Nature of Entity

Incorporated Society

Nature of Business

To lead the development, practice and promotion of the sport and culture of Waka Ama.

Name Change

On 11 October 2011 The New Zealand Maori Polynesian Canoe Sporting Federation, Nga Kaihoe O Aotearoa Incorporated changed its name to Nga Kaihoe O Aotearoa (Waka Ama New Zealand) Incorporated.

Board Members and Executive

Officers

Paora Howe (Board Chairperson)

Board Members

Meka Whitiri (Deputy Chairperson)

Tim Marshall

Ralph Ruka

Caren Fox

Danielle Rouse

Paul Dahl

Chief Executive

Lara Collins

Registered Office

Sport Auckland House, Level 4

Alexandra Park Function Centre

Gate B, Greenlane Rd West, Epsom

Auckland 1051

Postal Address

PO BOX 26599

Epsom

Auckland 1344

Auditors

William Buck Christmas Gouwland

Level 4, 21 Queen Street

AUCKLAND

Bank

Kiwibank Limited

Independent Auditor's Report

To the Members of Nga Kaihoe O Aotearoa (Waka Ama New Zealand)

Incorporated

Report on the Financial Statements

We have audited the financial statements of the Nga Kaihoe O Aotearoa (Waka Ama New Zealand) Incorporated on pages 5 to 11, which comprise the Statement of Financial Position as at 30 June 2013, the Statement of Financial Performance and the Statement of Changes in Equity for the year then ended, notes comprising a summary of significant accounting policies and other explanatory information.

Board's Responsibility for the Financial Statements

The Board of the incorporated society are responsible for the preparation of these financial statements in accordance with generally accepted accounting practice in New Zealand that give a true and fair view of the matters to which they relate and for such internal control as the Board determines is necessary to enable the preparation of financial statements that are free from material misstatement, whether due to fraud or error.

Auditors' Responsibilities

Our responsibility is to express an opinion on these financial statements based on our audit. We conducted our audit in accordance with International Standards on Auditing (New Zealand). Those standards require that we comply with ethical requirements and plan and perform the audit to obtain reasonable assurance about whether the financial statements are free from material misstatement.

An audit involves performing procedures to obtain audit evidence about the amounts and disclosures in the financial statements. The procedures selected depend on the auditor's judgement, including the assessment of the risks of material misstatement of the financial statements, whether due to fraud or error. In making those risk assessments, the auditor considers internal control relevant to the entity's preparation of the financial statements that give a true and fair view of the matters to which they relate in order to design audit procedures that are appropriate in the circumstances, but not for the purpose of expressing an opinion on the effectiveness of the entity's internal control. An audit also includes evaluating the appropriateness of accounting policies used and the reasonableness of accounting estimates made by the Board, as well as evaluating the overall presentation of the financial statements.

We believe that the audit evidence we have obtained is sufficient and appropriate to provide a basis for our audit opinion.

Sydney
Melbourne
Brisbane
Perth
Adelaide
Auckland

Other than in our capacity as auditor, we have no relationship with, or interests in, Nga Kaihoe O Aotearoa (Waka Ama New Zealand) Incorporated.

Auditors' Opinion

In our opinion, the financial statements on pages 5 to 11:

- comply with generally accepted accounting practice in New Zealand; and
- give a true and fair view of the financial position of Nga Kaihoe O Aotearoa (Waka Ama New Zealand) Incorporated as at 30 June 2013 and its financial performance for the year then ended.

Restriction on distribution or use

This report is made solely to the incorporated society's members, as a body. Our audit work has been undertaken so that we might state to the incorporated society's members those matters which we are required to state to them in an auditors' report and for no other purpose. To the fullest extent permitted by law, we do not accept or assume responsibility to anyone other than the incorporated society and the incorporated society's members, as a body, for our audit work, for this report or for the opinions we have formed.



William Buck Christmas Gouwland
Auckland


7 November 2013

Sydney
Melbourne
Brisbane
Perth
Adelaide
Auckland

NGA KAIHOE O AOTEAROA (WAKA AMA NEW ZEALAND) INCORPORATED.
Statement of Financial Position
As At 30 June 2013

	<i>Note</i>	2013 \$	2012 \$
CURRENT ASSETS			
Cash on Hand		56	-
Kiwibank - Operations Bank Account		8,975	27,667
Kiwibank - Savings Account		16	12,129
Kiwibank - Term Savings Account		170,879	153,701
Kiwibank - World USD Account		432	15,682
Accounts Receivable		18,746	18,225
Prepayments		4,412	3,615
Total Current Assets		<u>203,516</u>	<u>231,019</u>
NON- CURRENT ASSETS			
Fixed Assets as per Schedule	4	<u>37,975</u>	<u>43,663</u>
TOTAL ASSETS		<u>241,491</u>	<u>273,237</u>
CURRENT LIABILITIES			
Mastercard		2,664	-
Accounts Payable		3,819	4,793
GST Due for payment		9,537	11,048
Holiday Pay Provision		4,154	2,077
Accrued Expenses		9,913	4,945
Funding in Advance		36,000	-
Total Current Liabilities		<u>66,087</u>	<u>22,863</u>
TOTAL LIABILITIES		<u>66,087</u>	<u>22,863</u>
NET ASSETS		<u>175,404</u>	<u>251,819</u>
 Represented by:			
EQUITY			
Retained Earnings		175,404	251,819
TOTAL EQUITY		<u>175,404</u>	<u>251,819</u>

For and on behalf of the Society:

Board Member 

Board Member 

Date 5 November 2013

NOTE: This statement is to be read in conjunction with the Notes to the Financial Statements and the Auditor's Report

NGA KAIHOE O AOTEAROA (WAKA AMA NEW ZEALAND) INCORPORATED

Statement of Comprehensive Income

For the year ended 30 June 2013

	<i>Note</i>	2013 \$	2012 \$
INCOME			
Grants, Sponsorship & Funding	3	161,800	157,558
Administrative Income		95,274	36,579
Sprint Nationals Income		197,629	181,961
School National Income		6,096	12,120
Long Distance Nationals Income		30,621	4,807
World-Campaign Income		14,596	41,334
Interest Received		4,194	4,421
TOTAL INCOME		510,210	438,780
EXPENDITURE			
<i>Activities</i>			
Nationals		195,290	181,746
Long Distance Nationals		31,642	20,222
School Nationals		10,441	16,435
World Campaign		55,797	11,455
Membership Cards		7,971	10,413
Special Projects		39,024	54,354
<i>Overheads</i>			
Advertising		1,933	2,868
Audit Fees		4,721	4,300
Bank Fees		172	251
Consulting & Accounting		1,483	1,798
Contract Services & Salaries		145,071	43,581
Insurance		8,577	-
Legal Fees		4,106	12,154
Travel		20,560	4,647
NKOA Meetings		15,314	20,913
Office, Communications and Stationery		8,058	-
Rent		9,750	3,000
Vehicle Expenses		13,007	-
Other Operating Expenses		3,121	2,845
Depreciation	4	10,587	9,211
TOTAL EXPENDITURE		586,625	400,193
NET SURPLUS (DEFICIT)		(76,415)	38,587

NOTE: This statement is to be read in conjunction with the Notes to the Financial Statements and the Auditor's Report

NGA KAIHOE O AOTEAROA (WAKA AMA NEW ZEALAND) INCORPORATED
Statement of Changes in Equity
For the year ended 30 June 2013

	2013	2012
	\$	\$
EQUITY AT START OF PERIOD	251,819	213,232
SURPLUS		
Net Surplus (Deficit) for the Year	(76,415)	38,587
Total Recognised Revenues & Expenditure	<u>(76,415)</u>	<u>38,587</u>
EQUITY AT END OF PERIOD	<u>175,404</u>	<u>251,819</u>

NOTE: This statement is to be read in conjunction with the Notes to the Financial Statements and the Auditor's Report

1. STATEMENT OF ACCOUNTING POLICIES

a. Reporting Entity

Nga Kaihoe o Aotearoa (Waka Ama New Zealand) Incorporated is a non-profit organisation registered under the Incorporated Society Act 1908.

The Incorporated society is to develop, promote and encourage all activities associates with Maori and Polynesian canoes, recognising and understanding the philosophy and across cultural exchange and sharing amongst the people of the Pacific.

b. Statement of Compliance

These Financial Statements have been prepared in accordance with New Zealand generally accepted accounting practice (NZ GAAP).

Differential Reporting

Nga Kaihoe o Aotearoa (Waka Ama New Zealand) Incorporated is a qualifying entity in that it qualifies for differential reporting as there is no separation between the owners and the governing body (or, is not large as defined under the Framework for differential reporting). All differential reporting exemptions have been applied

Basis of Measurement

The financial statements have been prepared on a historical basis with the exception of certain items for which specific accounting policies have been identified

Changes in Accounting Policies

There have been no changes in accounting policies. All policies have been applied on bases consistent with those used in previous years.

Prior Year Comparatives

Certain comparative figures have been restated to comply with the current year disclosures.

Presentation Currency

These financial statements are presented in New Zealand dollars

Specific Accounting Policies

The accounting policies used in the preparation of these financial statements are set out below. The policies have been consistently applied to all years presented.

c. Revenue

Revenue is recognised to the extent that it is probable that the economic benefits will flow to the entity and the revenue can be reliably measured. Grant income is recorded in the period to which it relates to.

d. Property Plant & Equipment

Property, plant and equipment are recorded at cost less accumulated depreciation and impairment losses.

Depreciation of property, plant & equipment is calculated using diminishing value tax rate so as to expense the cost of the assets over their useful lives. Depreciation of all assets is reported in the Statement of Comprehensive Income.

The rates are shown below:

Office Equipment	12%-40% DV
Plant & Equipment	15.6% DV

e. Goods & Services Tax

These financial statements have been prepared on a GST exclusive basis with the exception of accounts receivable and accounts payable which are stated GST inclusive.

f. Income Tax

No provision for income tax has been made as Nga Kaihoe o Aotearoa (Waka Ama New Zealand) Incorporated meets the Inland Revenue Department requirement for charitable status and has been granted an income tax exemption. Therefore there is no requirement to file an income tax return.

g. Receivables

Receivables are stated at their estimated realisable value. Bad debts are written off in the year in which they are identified.

2. AUDIT

These financial statements have been subject to audit. Please refer to Auditor's Report.

3. GRANTS AND SPONSORSHIP RECEIVED

	2013	2012
Ministry of Social Development	-	23,000
New Zealand Community Trust	20,000	20,000
NZ Post	25,000	45,090
Sport New Zealand	50,000	50,000
Te Puni Kokiri	20,000	-
The Lion Foundation	30,000	6,813
Waipa District Council	7,000	-
Other	9,800	12,655
	<u>161,800</u>	<u>157,558</u>

In addition an amount of \$25,000 was received from ASB Community Trust. This funding has been recorded as funding in advance as at 30 June 2013.

4. PROPERTY, PLANT & EQUIPMENT

	Cost	2013 Depn	Accum Depn	Closing Book Value
Assets				
Office Equipment	32,567	5,438	22,451	10,116
Plant & Equipment	42,417	5,149	14,558	27,859
	<u>74,984</u>	<u>10,587</u>	<u>37,009</u>	<u>37,975</u>

	Cost	2012 Depn	Accum Depn	Closing Book Value
Assets				
Office Equipment	27,668	3,111	17,013	10,655
Plant & Equipment	42,417	6,100	9,409	33,008
	<u>70,085</u>	<u>9,211</u>	<u>26,422</u>	<u>43,663</u>

5. OPERATING LEASES

The entity has the following obligations for leases at balance date:

	2013	2012
No later than one year	12,228	16,728
Later than one year and no later than five years	<u>5,796</u>	<u>14,168</u>
	<u>18,024</u>	<u>30,869</u>

6. CONTINGENT LIABILITIES

There are no contingent liabilities. (2012: nil)

7. SECURITIES AND GUARANTEES

There was no overdraft or any facility arrange as at balance date.

8. RELATED PARTIES

There were no material related party transactions during the year to 30 June 2013. In the previous year the Board used the services of Lara Collins (Paddle NZ Ltd). Lara was an executive member of the society prior to March 2012. Services provided were on normal trading terms to the value of \$45,996. From 1 March 2012 Lara Collins was employed as General Manager. Her salary was approved by the Board on normal commercial terms.

There were no outstanding related party balances at year end. (2012: nil). There were no related party transactions written off during the year under review. (2012: nil).

9. SUBSEQUENT EVENTS

There have been no material subsequent events since 30 June 2013. (2012: nil)

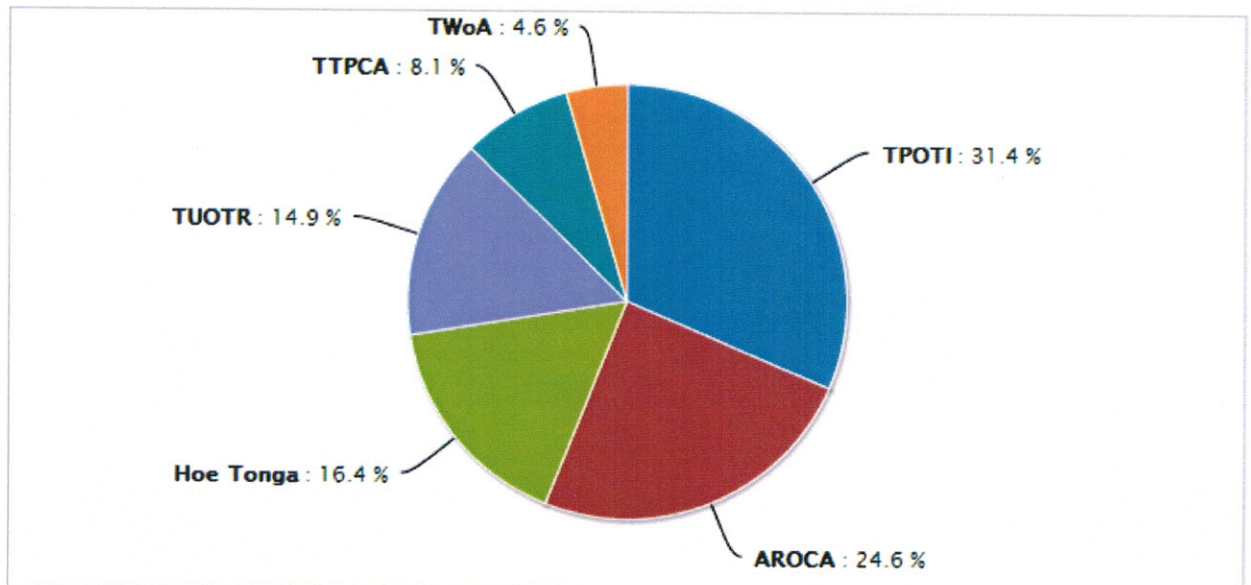
10. NZ IFRS

The entity has not adopted New Zealand equivalents to International Financial Reporting Standards (NZ IFRS). The entity qualifies for and has applied the small and medium entities exemption to NZ IFRS issued by the Accounting Standards Review Board. The basis for the entity applying the exemption is that it is not publicly accountable, and is not classified as "large" as defined in the New Zealand Institute of Chartered Accountants' Framework for Differential Reporting.

Statistics for season ending 30-Jun-2013

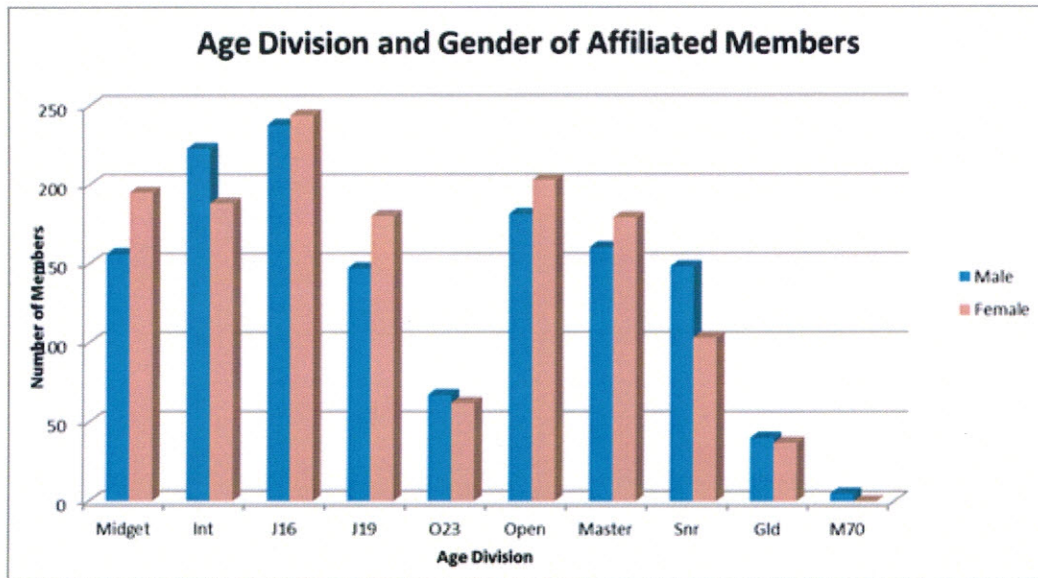
Region (click to drill down)	Members	Pct
Te Puku O Te Ika	1108	31.4%
Auckland Regional Outrigger Canoe Assn	867	24.6%
Hoe Tonga Pacifica Waka Ama Association	580	16.4%
Te Uranga O Te Ra	527	14.9%
Tai Tokerau Polynesian Canoe Association	284	8.1%
Te Waka o Aoraki	161	4.6%
Total	3527	

Affiliated Members per Region





Age Division	Male	Female
Midget	156	195
Int	223	188
J16	238	244
J19	147	180
O23	67	62
Open	181	203
Master	160	179
Snr	148	103
Gld	40	37
M70	5	0
Total	1365	1391



TTPCA

STATISTICS FOR SEASON ENDING 30-JUN-2013

Club (Click to drill down)	Members	Pct
1. Nga Kaitiaki Waka Ama Club	56	19.7%
2. Parihaka Sports Club Inc.	47	16.5%
3. Kaihoe o Ngati Rehia Trust	41	14.4%
4. Nga Hoe Horo Outrigger Canoe Club	41	14.4%
5. Te Puu Ao	32	11.3%
6. Mitamitaga o le Pasefika Vaa' Alo	27	9.5%
7. Rangaunu Sports Club	25	8.8%
8. Nga Hoe Uranga ki Kaipara	11	3.9%
9. Tirohanga Waka Ama	3	1.1%
10. Kororareka Canoe Club	1	0.4%
Total	284	

TTPCA AFFILIATED MEMBERS COMPARISON FROM 2012 TO 2013

	2012	2012		2013	2013					
Age Division	Male	Female	Totals	Male	Female	Totals	Male increase	Female Increase	Total Increase in numbers	Total increase in %
Midget	4	5	9	9	4	13	5	-1	4	44.44%
Int	12	8	20	24	6	30	12	-2	10	50.00%
J16	19	11	30	37	26	63	18	15	33	110.00%
J19	13	16	29	12	12	24	-1	-4	-5	-17.24%
O23	5	4	9	10	4	14	5	0	5	55.56%
Open	15	14	29	25	19	44	10	5	15	51.72%
Master	19	11	30	23	23	46	4	12	16	53.33%
Snr	12	9	21	19	12	31	7	3	10	47.62%
Gld	6	10	16	9	10	19	3	0	3	18.75%
M70			0			0				
Total	105	88	193	168	116	284	63	28	91	47.15%

Total Increase in Juniors is 42 paddlers = 48%
 Total Increase in Adults is 49 paddlers = 47%

AROCA

STATISTICS FOR SEASON ENDING 30-JUN-2013

Club (Click to drill down)	Members	Pct
1. Cook Islands Outriggers Association	118	13.6%
2. Waitakere Outrigger Canoe Club Inc	112	12.9%
3. Manukau Outrigger Canoe Club	101	11.6%
4. Aratika Water Sports Club	86	9.9%
5. Taniwha Outrigger Canoe Club Inc	73	8.4%
6. Te Pou Herenga Waka Ama Club Inc.	68	7.8%
7. Hauraki Sports Club	61	7.0%
8. Te Paerangi Waka Ama Inc	56	6.5%
9. Pakuranga Outrigger Canoe Club	52	6.0%
10. Orakei Water Sports	42	4.8%
11. Tu Tangi Ora - South Kaipara Collective Inc	31	3.6%
12. Akarana	23	2.7%
13. Tamaki Outrigger Canoe Club	20	2.3%
14. Tui Tonga Canoe Club	18	2.1%
15. Portage Crossing	6	0.7%
Total	867	

AROCA AFFILIATED MEMBERS COMPARISON FROM 2012 TO 2013

	2012	2012		2013	2013					
Age Division	Male	Female	Totals	Male	Female	Totals	Male increase	Female Increase	Total Increase in numbers	Total increase in %
Midget	17	21	38	35	40	75	18	19	37	97.37%
Int	25	34	59	29	50	79	4	16	20	33.90%
J16	35	31	66	60	67	127	25	36	61	92.42%
J19	35	45	80	63	76	139	28	31	59	73.75%
O23	15	23	38	18	30	48	3	7	10	26.32%
Open	41	49	90	54	94	148	13	45	58	64.44%
Master	45	60	105	57	90	147	12	30	42	40.00%
Snr	43	25	68	51	35	86	8	10	18	26.47%
Gld	15	5	20	12	5	17	-3	0	-3	-15.00%
M70	1	0	1			0				0.00%
Total	272	293	565	379	487	866	107	194	301	53.27%

Total Increase in Juniors is 177 paddlers = 73%

Total Increase in Adults is 125 paddlers = 39%

TPOTI

STATISTICS FOR SEASON ENDING 30-JUN-2013

Club (Click to drill down)	Members	Pct
1. Te Toki Voyaging Trust	212	19.1%
2. Rahui Pokeka Waka Sports	159	14.4%
3. Turangawaewae Waka Sports	148	13.4%
4. Ruamata	86	7.8%
5. Hoe Aroha Whanau o Mauao	76	6.9%
6. Tauranga Moana Outrigger Canoe Club Inc.	73	6.6%
7. Nga Tai Whakarongo	67	6.0%
8. Waikato Dragon Boat & Waka Ama Association	67	6.0%
9. Te Au Rere Waka Ama Club	40	3.6%
10. Whaingaroa Whanau Hoe Waka	35	3.2%
11. Te Arawa Paddlers Inc.	33	3.0%
12. Hei Matau Paddlers	30	2.7%
13. Tuakau Waka Ama Sports Inc	27	2.4%
14. Tarawera Outrigger Canoe Club	17	1.5%
15. Waka Ama O Whakatane	13	1.2%
16. Maketu Hoe Waka	10	0.9%
17. Tokomauri Waka Ama Club	8	0.7%
18. Tuatara Waka Ama Club	7	0.6%
Total	1108	

HOE TONGA AFFILIATED MEMBERS COMPARISON FROM 2012 TO 2013

	2012	2012		2013	2013					
Age Division	Male	Female	Totals	Male	Female	Totals	Male increase	Female Increase	Total Increase in numbers	Total increase in %
Midget	41	44	85	103	78	181	62	34	96	112.94%
Int	84	87	171	113	104	217	29	17	46	26.90%
J16	72	91	163	87	98	185	15	7	22	13.50%
J19	56	62	118	46	51	97	-10	-11	-21	-17.80%
O23	46	41	87	25	26	51	-21	-15	-36	-41.38%
Open	62	92	154	55	80	135	-7	-12	-19	-12.34%
Master	46	51	97	51	68	119	5	17	22	22.68%
Snr	42	31	73	51	46	97	9	15	24	32.88%
Gld	17	13	30	15	10	25	-2	-3	-5	-16.67%
M70	2	0	2	1	0	1	-1	0	-1	-50.00%
Total	468	512	980	547	561	1108	79	49	128	13.06%

Total Increase in Juniors is 107 paddlers OR 20%

Total Increase in Adults is 21 paddlers OR 6%

HOE TONGA

STATISTICS FOR SEASON ENDING 30-JUN-2013

Club (Click to drill down)	Members	Pct
1. Porirua Canoe Kayak Club Inc.	97	16.7%
2. Te Rau o Te Rangi ki Otaki	74	12.8%
3. TOA Waka Ama Club	74	12.8%
4. Hawaiki Nui Tuarua Waka Ama	71	12.2%
5. Te Ringa Miti Tai Heke Whanganui Waka Ama Club Incorporated	65	11.2%
6. Tai Tonga 41 Outrigger Canoe Club	46	7.9%
7. Kokiri Tai Patu Waka Ama Club	42	7.2%
8. Hikoikoi Waka Club	41	7.1%
9. Aniuwaru ki Porirua Waka Ama Ropu Inc	24	4.1%
10. Wairarapa Waka Ama Canoe Club	24	4.1%
11. Mana Pasifika Outrigger Canoe Club	15	2.6%
12. Tu Nui a Te Ika Outrigger Canoe Club Inc	7	1.2%
Total	580	

HOE TONGA AFFILIATED MEMBERS COMPARISON FROM 2012 TO 2013

	2012	2012		2013	2013					
Age Division	Male	Female	Totals	Male	Female	Totals	Male increase	Female Increase	Total Increase in numbers	Total increase in %
Midget	18	21	39	27	35	62	9	14	23	58.97%
Int	59	43	102	69	57	126	10	14	24	23.53%
J16	55	50	105	64	50	114	9	0	9	8.57%
J19	41	43	84	29	30	59	-12	-13	-25	-29.76%
O23	7	24	31	6	11	17	-1	-13	-14	-45.16%
Open	30	26	56	31	28	59	1	2	3	5.36%
Master	25	31	56	31	52	83	6	21	27	48.21%
Snr	20	15	35	27	19	46	7	4	11	31.43%
Gld	3	6	9	4	8	12	1	2	3	33.33%
M70	2	0	2	2	0	2	0	0	0	0.00%
Total	260	259	519	290	290	580	30	31	61	11.75%

Total Increase in Juniors is 31 paddlers OR 9%

Total Increase in Adults is 30 paddlers OR 16%

TUOTR

STATISTICS FOR SEASON ENDING 30-JUN-2013

Club (Click to drill down)	Members	Pct
1. Horouta Waka Hoe Club Inc.	238	45.2%
2. Mareikura	97	18.4%
3. Te Rau Oranga O Ngati Kahungunu Waka Ama Club	60	11.4%
4. Turanga Waka Ama Club	36	6.8%
5. Heretaunga Ararau O Ngati Kahungunu Waka Ama Roopu	33	6.3%
6. Haeata Ocean Sports Inc	32	6.1%
7. Tuatini Waka Ama Club Inc	18	3.4%
8. Maraenui Rugby & Sports Association	13	2.5%
Total	527	

TUOTR AFFILIATED MEMBERS COMPARISON FROM 2012 TO 2013

	2012	2012		2013	2013					
Age Division	Male	Female	Totals	Male	Female	Totals	Male increase	Female Increase	Total Increase in numbers	Total increase in %
Midget	19	18	37	47	22	69	28	4	32	86.49%
Int	29	28	57	42	48	90	13	20	33	57.89%
J16	45	56	101	51	54	105	6	-2	4	3.96%
J19	39	45	84	33	34	67	-6	-11	-17	-20.24%
O23	11	8	19	6	9	15	-5	1	-4	-21.05%
Open	16	9	25	24	28	52	8	19	27	108.00%
Master	17	24	41	19	44	63	2	20	22	53.66%
Snr	22	22	44	27	26	53	5	4	9	20.45%
Gld	4	8	12	6	6	12	2	-2	0	0.00%
M70	0	0	0	1	0	1	1	0	1	100.00%
Total	202	218	420	256	271	527	54	53	107	25.48%

Total Increase in Juniors is 52 paddlers OR 18.6%

Total Increase in Adults is 55 paddlers OR 39%

TWOA

STATISTICS FOR SEASON ENDING 30-JUN-2012

Club (Click to drill down)	Members	Pct
1. Maitahi Outrigger Canoe Club	72	44.7%
2. Te Waka Pounamu	25	15.5%
3. Fire in Ice Outrigger Canoe Club Inc	17	10.6%
4. Te Awa Haku	12	7.5%
5. Whakatu Marae Waka-Ama Club	11	6.8%
6. Motueka Waka Ama Club	9	5.6%
7. Waitaha Paddling Club Inc	9	5.6%
8. Kai Ngaru Outrigger Canoe Club	5	3.1%
9. Tu Meke Sports Club	1	0.6%
Total	161	

TWOA AFFILIATED MEMBERS COMPARISON FROM 2012 TO 2013

	2012	2012		2013	2013					
Age Division	Male	Female	Totals	Male	Female	Totals	Male increase	Female Increase	Total Increase in numbers	Total increase in %
Midget	0	0	0	0	0	0	0	0	0	0.00%
Int	0	0	0	2	0	2	2	0	2	0.00%
J16	0	0	0	0	1	1	0	1	1	1.00%
J19	1	0	1	0	1	1	-1	1	0	0.00%
O23	7	0	7	0	1	1	-7	1	-6	-85.71%
Open	7	2	9	14	16	30	7	14	21	233.33%
Master	9	9	18	24	32	56	15	23	38	211.11%
Snr	12	7	19	24	27	51	12	20	32	168.42%
Gld	5	2	7	12	7	19	7	5	12	171.43%
M70	0	0	0		0	0	0	0	0	0.00%
Total	41	20	61	76	85	161	35	65	100	163.93%

Membership Monitor 10,000 target

